



Location: CMA5b - Pedestrian Plaza

Report on 24-hour TSP monitoring for EP-376/2009

Action Level - 209.9 $\mu\text{g}/\text{m}^3$

Limit Level - 260 $\mu\text{g}/\text{m}^3$

Date	Sampling Time	Weather Condition	Filter paper no.	Filter Weight, g		Elapse Time, hr		Sampling Time, hr	Flow Rate, m^3/min			Total Volume, m^3	TSP Level, $\mu\text{g}/\text{m}^3$
				Initial	Final	Initial	Final		Initial, Q_{si}	Final, Q_{sf}	Average		
3-Dec-15	11:58	Cloudy	013836	2.8100	2.9518	5789.99	5813.99	24.00	0.73	0.73	0.73	1054	134.5
8-Dec-15	8:00	Cloudy	013996	2.8359	2.9101	5813.99	5837.99	24.00	0.74	0.74	0.74	1061	69.9
14-Dec-15	8:00	Cloudy	013973	2.8487	2.9772	5841.02	5865.02	24.00	0.73	0.74	0.73	1057	121.6
18-Dec-15	8:00	Fine	014209	2.8304	3.0206	5868.03	5892.03	24.00	0.75	0.74	0.75	1075	176.9
23-Dec-15	8:00	Cloudy	012444	2.8262	3.0139	5895.03	5919.03	24.00	0.73	0.73	0.73	1049	178.9

Remark: Due to interruption of electricity supply, the 24hr TSP monitoring was rescheduled from 2 December 2015 to 3 December 2015.

Report on 1-hour TSP monitoring for EP-376/2009

Action Level - 339.7 $\mu\text{g}/\text{m}^3$

Limit Level - 500 $\mu\text{g}/\text{m}^3$

Date	Sampling Time	Weather Condition	Filter paper no.	Filter Weight, g		Elapse Time, hr		Sampling Time, hr	Flow Rate, m^3/min			Total Volume, m^3	TSP Level, $\mu\text{g}/\text{m}^3$
				Initial	Final	Initial	Final		Initial, Q_{si}	Final, Q_{sf}	Average		
3-Dec-15	8:25	Cloudy	013994	2.8308	2.8381	5786.98	5787.98	1.00	0.73	0.73	0.73	44	166.6
3-Dec-15	9:50	Cloudy	013844	2.8170	2.8258	5787.98	5788.98	1.00	0.73	0.73	0.73	44	200.8
3-Dec-15	10:55	Cloudy	013840	2.8341	2.8451	5788.98	5789.98	1.00	0.73	0.73	0.73	44	251.0
9-Dec-15	8:45	Rainy	013979	2.8290	2.8374	5837.99	5838.99	1.00	0.74	0.74	0.74	44	190.4
9-Dec-15	10:19	Rainy	013830	2.8173	2.8247	5839.02	5840.02	1.00	0.74	0.74	0.74	44	167.8
9-Dec-15	13:15	Rainy	013834	2.7957	2.8050	5840.02	5841.02	1.00	0.74	0.74	0.74	44	210.8
15-Dec-15	8:45	Cloudy	013801	2.7988	2.8058	5865.02	5866.02	1.00	0.74	0.74	0.74	44	158.4
15-Dec-15	10:55	Cloudy	014182	2.8190	2.8265	5866.03	5867.03	1.00	0.74	0.74	0.74	44	169.7
15-Dec-15	13:00	Cloudy	014205	2.8143	2.8210	5867.03	5868.03	1.00	0.74	0.74	0.74	44	151.6
19-Dec-15	9:05	Fine	013822	2.7932	2.8016	5892.03	5893.03	1.00	0.74	0.74	0.74	45	188.1
19-Dec-15	10:14	Fine	014116	2.8404	2.8491	5893.03	5894.03	1.00	0.74	0.74	0.74	45	194.8
19-Dec-15	13:00	Fine	014112	2.9012	2.9100	5894.03	5895.03	1.00	0.74	0.74	0.74	45	197.1
24-Dec-15	8:50	Cloudy	014270	2.8795	2.8888	5919.03	5920.03	1.00	0.73	0.73	0.73	44	213.2
24-Dec-15	9:53	Cloudy	014267	2.8836	2.8951	5920.03	5921.03	1.00	0.79	0.79	0.79	48	241.4
24-Dec-15	10:56	Cloudy	014263	2.8928	2.9042	5921.03	5922.03	1.00	0.79	0.79	0.79	48	239.3



Location: CMA6a - WDII PRE Office

Report on 24-hour TSP monitoring for EP-376/2009

Action Level - 207.1 µg/m³

Limit Level - 260 µg/m³

Date	Sampling Time	Weather Condition	Filter paper no.	Filter Weight, g		Elapse Time, hr		Sampling Time, hr	Flow Rate, m ³ /min			Total Volume, m ³	TSP Level, µg/m ³
				Initial	Final	Initial	Final		Initial, Q _{si}	Final, Q _{sf}	Average		
2-Dec-15	8:00	Cloudy	014000	2.8208	3.0472	20837.28	20861.28	24.00	1.19	1.20	1.20	1721	131.5
8-Dec-15	8:00	Cloudy	013985	2.8416	3.0481	20864.29	20888.29	24.00	1.21	1.20	1.20	1735	119.0
14-Dec-15	8:00	Cloudy	013806	2.8040	3.0050	20891.29	20915.29	24.00	1.20	1.20	1.20	1730	116.2
18-Dec-15	8:00	Fine	014174	2.8263	3.0685	20918.29	20942.29	24.00	1.22	1.21	1.21	1749	138.5
23-Dec-15	8:00	Cloudy	014109	2.8854	3.1455	20945.29	20969.29	24.00	1.20	1.19	1.20	1722	151.0

Report on 1-hour TSP monitoring for EP-376/2009

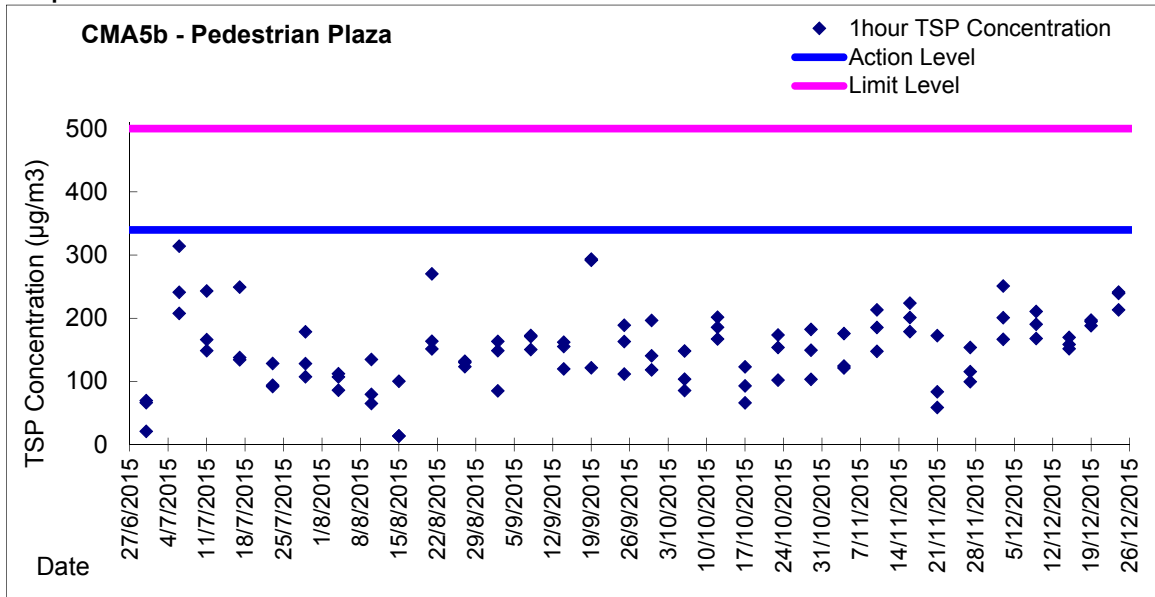
Action Level - 333 µg/m³

Limit Level - 500 µg/m³

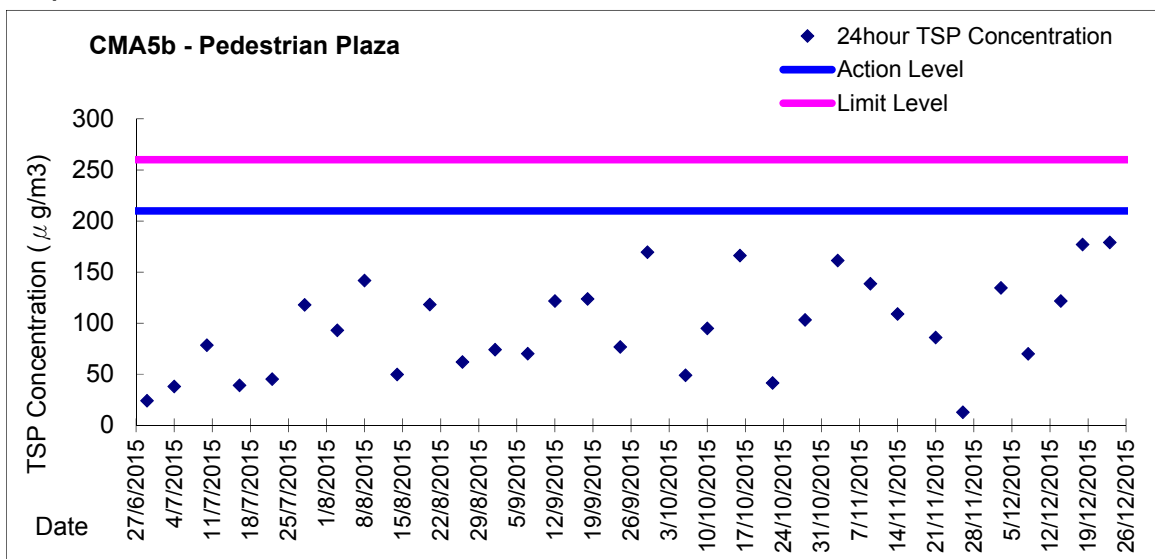
Date	Sampling Time	Weather Condition	Filter paper no.	Filter Weight, g		Elapse Time, hr		Sampling Time, hr	Flow Rate, m ³ /min			Total Volume, m ³	TSP Level, µg/m ³
				Initial	Final	Initial	Final		Initial, Q _{si}	Final, Q _{sf}	Average		
3-Dec-15	8:33	Cloudy	013887	2.8103	2.8216	20861.28	20862.28	1.00	1.20	1.20	1.20	72	157.2
3-Dec-15	9:55	Cloudy	013991	2.8184	2.8294	20862.29	20863.29	1.00	1.20	1.20	1.20	72	153.0
3-Dec-15	11:00	Cloudy	013988	2.8348	2.8453	20863.29	20864.29	1.00	1.20	1.20	1.20	72	146.1
9-Dec-15	8:42	Rainy	013826	2.8063	2.8142	20888.29	20889.29	1.00	1.20	1.20	1.20	72	109.4
9-Dec-15	10:30	Rainy	013976	2.8370	2.8432	20889.29	20890.29	1.00	1.20	1.20	1.20	72	85.9
9-Dec-15	13:00	Rainy	013819	2.8167	2.8240	20890.29	20891.29	1.00	1.20	1.20	1.20	72	101.1
15-Dec-15	9:02	Cloudy	014196	2.8235	2.8340	20915.29	20916.29	1.00	1.20	1.20	1.20	72	145.3
15-Dec-15	10:40	Cloudy	013798	2.8074	2.8169	20916.29	20917.29	1.00	1.20	1.20	1.20	72	131.5
15-Dec-15	13:00	Cloudy	014179	2.8172	2.8273	20917.29	20918.29	1.00	1.20	1.20	1.20	72	139.8
19-Dec-15	9:15	Fine	014170	2.8072	2.8172	20942.29	20943.29	1.00	1.21	1.21	1.21	73	137.5
19-Dec-15	10:20	Fine	013624	2.7756	2.7883	20943.29	20944.29	1.00	1.21	1.21	1.21	73	174.6
19-Dec-15	13:00	Fine	013621	2.8147	2.8269	20944.29	20945.29	1.00	1.21	1.21	1.21	73	167.7
24-Dec-15	8:39	Cloudy	014106	2.8984	2.9112	20969.29	20970.29	1.00	1.19	1.19	1.19	72	178.6
24-Dec-15	9:50	Cloudy	014102	2.8909	2.8993	20970.29	20971.29	1.00	1.19	1.19	1.19	72	117.2
24-Dec-15	13:00	Cloudy	014099	2.8767	2.8855	20971.29	20972.29	1.00	1.19	1.19	1.19	72	122.8



Graphic Presentation of 1 hour TSP Result for EP-376/2009

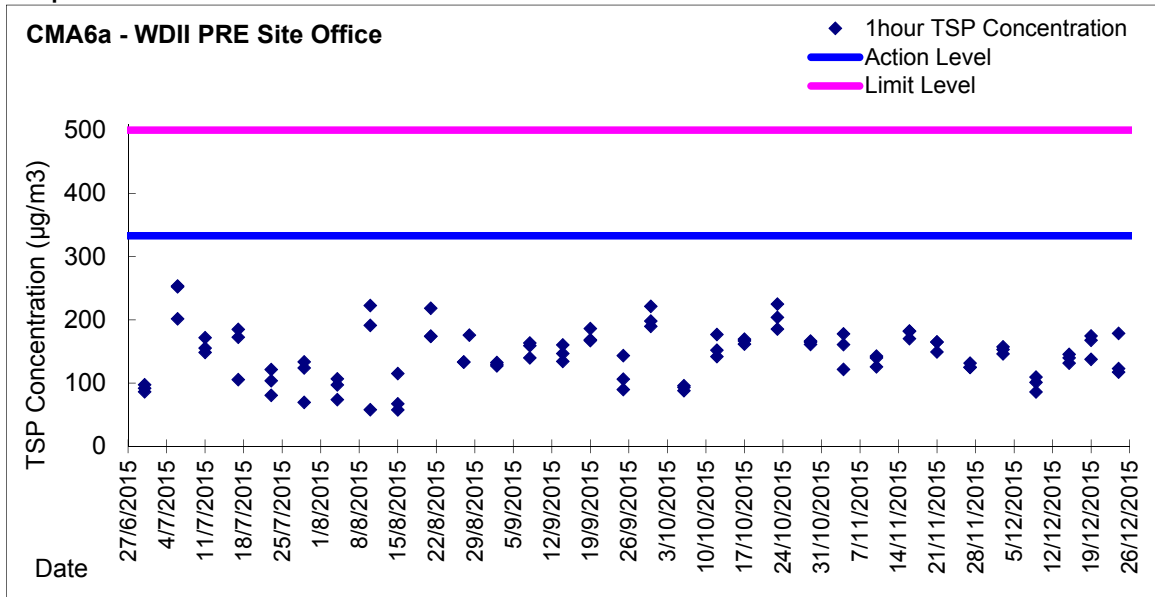


Graphic Presentation of 24 hour TSP Result for EP-376/2009





Graphic Presentation of 1 hour TSP Result for EP-376/2009



Graphic Presentation of 24 hour TSP Result for EP-376/2009

